


# PRAIRIE STAR PRESS



PRAIRIE STAR QUILTERS GUILD  
St. Charles, IL

PSQG Website: <http://www.prairstar.net>

VOLUME XXX, ISSUE NO. 5  
October 2009

## FROM THE PRESIDENT

Dear quilting friends,

Usually I just "chat" with you about nothing important, but tonight I just got back from the Board meeting, and we need to talk. We have a large guild with so many advantages and opportunities for growth! We book world-class speakers and teachers: Kaye England, Sharon Chamber, Ami Simms, for Heaven's sake! And you get what you pay for, so let me say that they come with a fee. Since we have two chapters in our guild, we double the fee for two lectures, and usually offer two classes. We pay for the class not by the number of students who are taking the class, but a flat fee for the teacher's time, and we depend on our members to eagerly sign up for the classes. We set the fees so that a minimum of 15 students will pay for the teacher's time and most teachers are willing to teach 20 or 25 students at one class.

Here's the important part: We need to have more people take advantage of these great opportunities to learn from the best. New techniques, the latest tools and tricks of the trade that will broaden your skill-base and make you and your quilts really show off your talents and inspirations. So, how about registering for the Saturday workshop in October and learn to design a picture quilt , or the

mysteriously amazing things you can do using the Fibonacci number sequence at the November workshop taught by our own Georgia Rodney. Make a Fun quilt at the January workshop. We're looking for students right now because we have no December meeting, so start the new year with a resolution to grow in your favorite sport: QUILTING!

Now get back to your holiday projects, and dream about all the new things you're going to learn in the next months using the exciting new techniques you're going to learn!

Happy quilting,  
Gail Myers

## IMPORTANT WORKSHOP NEWS

We are unhappy to announce that we have had to cancel the Tuesday, October 27<sup>th</sup> Sue Van Wassenhove workshop, "**Scheming with Color**", due to lack of enrollment. However, the Saturday workshop, "**Using Artistic Composition Concepts to Design a Picture Quilt**", still has openings. **The workshop will be held on October 24<sup>th</sup>, 9:00 am - 4:00 pm at the Kane County Extension Center; cost is \$45.** Please contact Lynn Murphy if you are interested.

The need to cancel a scheduled workshop is troubling -- not only for those enrolled, but for the speaker and the guild as a whole. Many speakers come to visit with us because we do offer the workshops, in addition to presenting the programs. We do not want to get in the habit of canceling publicized workshops -- it's just not good business. Therefore, effective immediately, if we do not have the minimum enrollment required to offer a workshop by the end of the Tuesday guild meeting preceding the workshop(s), then we will be canceling them as of that time.

Having said that, by the close of the guild meetings in November, if we don't have enough enrollment in the January workshops to be presented by **Bill Kerr and Weeks Ringle of Fun Quilts**, then we will have to cancel. We will have full class descriptions and supply lists at the October meetings for the 2010 workshops and will be strongly encouraging early enrollment for upcoming workshops. Please come prepared to look at the information and consider taking a workshop -- we are having wonderful, well-known speakers visit our guild and these close-up and personal opportunities to learn from them are not to be found everywhere! And don't forget to invite

your friends who may not be guild members. Our workshops are open to all!

Susan Jensen and Lynn Murphy

## UPCOMING PROGRAMS

Checks made payable to PSQG for workshops can be sent to Lynn Murphy, 3709 Ridge Pointe Dr., Geneva, IL 60134, or email Lynn at [drs1m@sbcglobal.net](mailto:drs1m@sbcglobal.net).

**\*\*ALL SUPPLY LISTS MAY BE FOUND ON PSQG WEB SITE\*\***

**\*\*FOR WORKSHOPS THAT OCCUR DURING THE LUNCH HOUR, LUNCH WILL BE AVAILABLE FOR A SMALL FEE\*\***

### OCTOBER

#### Lecture: October 26 & 27

Sue Van Wassenhove created a children's poetry book about the Everglades' colorful birds and wildlife. To illustrate the book, she made 19 fascinating picture quilts of yawning alligators and flying herons. Sue will tell us how picture quilts are planned, using her books' illustrations as examples. <http://suevanwassenhove.com/>

#### Workshops:

#### **USING ARTISTIC COMPOSITION CONCEPTS TO DESIGN A PICTURE QUILT**

Saturday, October 24, 9:00 am - 4:00 pm, Kane County Extension Center  
Quilting a scene is a freeing leap from sewing normal quilt patterns. In this workshop, Sue will help students (working from photocopies of their own photos) learn to improve focal point placement and emphasis, and develop value studies that will help them design an artistic

#### FOR SALE

#### 2 SEWING MACHINE LIFTS

for attachment to sewing tables

three pre-set positions  
(free arm, flat bed and storage)

never been used  
purchase price \$150 each, now asking \$95 each

Contact Nancy Cleckner  
(847) 695-9025 or [ncleckner@gmail.com](mailto:ncleckner@gmail.com)

picture quilt and choose their fabrics with confidence. Cost: \$45 (\$55 for non-members)

**SCHEMING WITH COLOR**

Tuesday, October 27, 1:00 pm – 4:00 pm  
**CANCELLED**

**NOVEMBER**

**Lecture: November 23 & 24**

This month we will be showcasing two of our talented guild members! Donna Langford will provide an interesting lecture entitled, **“From Our House To Yours: Preserving Your Textiles.”** As the museum curator at the Tinker Swiss Cottage Museum & Gardens in Rockford, Donna has applied preservations methods to the 19th century textiles in the museum's collection and will be sharing her experience with us.

**Workshop:**

**NO FEAR FIBONACCI**

Tuesday, November 24, 1:00 pm– 4:00 pm, Bethlehem Lutheran Church  
Guild member Georgia Rodney will help take the mystery out of working with Fibonacci numbers to design your quilts. After a short discussion of Fibonacci and divine proportion, and looking at quilt examples, students will begin working on their own projects, from a table runner to the beginning of a bed-size quilt. Cost: \$25 (\$35 for non-members)

**JANUARY** Fun Quilts

**FEBRUARY** Blue Underground Studios

**MARCH** Edyta Sitar

**MAY BANQUET** Suzanne Marshall

**THE RETREAT IS ALMOST FULL!**

Our quilting retreat on January 15-17 is almost full. If you have signed up and not yet gotten a check to me, do so now. But there are still 4 spots left, so drop me an email if you are interested. Full details are in the last two newsletters, or I can answer any questions.

Caron Carlson

[bigtimequilter@yahoo.com](mailto:bigtimequilter@yahoo.com)

**QUILT SHOW: USED MAGAZINES & BOOKS**

With the inclement winter weather soon approaching and the need for my car to be in the garage again, magazines, gently-used books and patterns (QUILT-RELATED only) will be accepted for the **last time this year at the October PM & AM Guild Meetings. Collection will resume in the Spring of 2010.** Please contact me directly at (630) 892-0537 if you need to donate during the winter months. Thanks for your understanding.

Kathy Kocunik

*Elizabeth Coleman    Owner & Worker-Bee*  
**PRAIRIE QUILTING**  
*A Long-Arm Quilting Service*  
**847-931-9440**

## CHARITY PROJECTS

I have been asked to take over the chairing of the Charity Projects for the remainder of this year. There is a stack of quilts ready to be delivered to Mercy Center and a few quilts for the Anderson Animal Shelter. As usual, we will have quilt kits ready for the evening and morning meetings. We hope you will consider making one of these quilts. They are fun and easy and bring much satisfaction to the quilter as well as the recipient. Thank you!

Claire Erickson

## INSTANT GRATIFICATION BOUTIQUE

The quilts, wall hangings and runners, etc. are piling up in my goodies closet. Thanks to all who pitched in to make things for the boutique. We have things from pincushions to ornaments to larger pieces. We could use some bags, purses, pillow cases and children's themed items. Don't forget to mark your calendar for the next sew-in, Monday, November 23 from 10 am to 2 pm. You can bring items to work on for the boutique or drop me an e-mail and I'll bring you a "kit" to work on.

Georgia Rodney  
Instant Gratification Boutique Chair

## BUZZ FROM THE BEEHIVE!

The Beehive wants to welcome the newest Bee to our Guild family -- *Bee Free!* Bee Free is a daytime art quilt bee meeting the third Thursday of each month, 9:30 am to Noon. If you are interested in more information about this terrific innovative group, contact Becky Hall (a Morning Chapter member) or see me at the Beekeeper's table at your chapter meeting.

We are in the midst of our annual membership drive which is a great time to think about joining your first Bee or perhaps starting a Bee in your area. If you are new to PSQG, *the Beehive Welcomes You!!* Stop by the BeeKeeper's table and find out about Bees in your area or get information about starting a Bee. Your quilting experience will be so much sweeter!!

We have interest in an evening wool Bee and an evening longarm Bee ... sound interesting? See me at the Beekeeper's table in October.

Next month we will have another Bee for you to meet, so stay sweet and keep on creating beauty!

Teresa Kasch, Beekeeper  
(630) 641-6410  
[tkasch@comcast.net](mailto:tkasch@comcast.net)

Have any quilt-related news to share with the guild? Email or call me and I'll put it in the next newsletter. Deadline for the next newsletter is November 5<sup>th</sup> ... thanks!


Jennifer Neuman, Editor  
[jenniferneuman@wideopenwest.com](mailto:jenniferneuman@wideopenwest.com)  
(847) 608-4323

## WHAT DOES FIBONACCI HAVE TO DO WITH QUILTING?



Simple number sequencing for quilting? Most definitely. Surprisingly, this concept is very simple and doesn't require a mathematical aptitude. I was first introduced to "Fibonacci" when I heard that Georgia Rodney was presenting a workshop for our guild on November 24. I thought, "What's that?"

In June, I attended Sharon Schamber's PSQG workshops. In the workshops, Sharon mentioned that every quilter should attend Georgia's workshop to learn about this concept. Sharon clarified her statement last month while I was in Texas. I attended Sharon's three-day longarm quilting workshop. I was fascinated to find out that Sharon uses Fibonacci's numbers in designing her quilts and also for quilting her quilts. She even uses the theory in deciding what size needle to use for her thread choice and the stitch length. She uses the dynamic symmetry (a simple division of parts of a quilting area) to develop variety and unity on her quilts, that means the design is interesting AND goes together as a whole. Besides quilting, Fibonacci sequencing theory is found in nature, music, the human body, architecture, poetry, geometry.



Sharon let all the workshop attendees touch and photograph her "Spirit of Mother Earth" quilt. All I can say is WOW! If you don't know, this quilt was appraised at \$50,000 (and has probably doubled) and has won numerous awards, including Best of Show at Houston and MQS. She was also inducted as a Master Quilter. Is Fibonacci one of the best kept secrets for show-winning quilts?

For reference, Molto Fibonacci is featured in the May 2004 issue of Quilters Newsletter Magazine, in the article "Mathematical Curiosities: Designing with the Golden Rectangle, Golden Ratio, and Fibonacci Numbers". There are also other numerous articles to be found by searching on the Internet.

Be sure to sign up for Georgia's workshop in November before registration is full to learn more about designing quilts using Fibonacci's numbers. In addition, next month at the education table, Deb will have close-up pictures of Sharon's quilting on her "Spirit of Mother Earth" quilt and a small handout. Gail will also provide a short instruction on using no-hole back basting which was brought up in the morning Guild meeting in September.

Education Chairs  
Deb Figved (AM) and Gail Maggio (PM)

## CHALLENGE QUILT

We are still giving out "words" for the Challenge Quilt at the Guild meetings. Our numbers are climbing (now 83), but since we will be voting for the best quilt for each word for our calendar, we would like a good number of quilts. Feel free to call or email me if you request a "WORD". Remember, your interpretation of your "word" can't be wrong! Have fun with it. The size is between 40" and 60" perimeter and should be mostly original. It is due by February 1, 2010, but it can be turned in early if you'd like. You will also sign a waiver in order to have your quilt photographed and your name and "inspiration" published. I have received two quilts so far and will be at the October and November meetings to welcome more submissions. Thanks for participating!

Ginny Wright  
(630) 513-1418  
[ginny.wright@comcast.net](mailto:ginny.wright@comcast.net)

## RAFFLE BASKETS

Thank you for your donations to the raffle baskets! October's theme is "To Gramma's House We Go". How should a favorite Gramma's home be stocked? With fun activities to do together, of course! Please bring new items for either gender and any age. Puzzles, books, games, a cookbook, a learn-to-sew book, matching aprons, simple craft kits and art supplies. I know that you "seasoned Grammas" probably have some great ideas that we beginners haven't even thought of!

PSQG will split the profits from the raffle baskets with The Living Well Cancer Resource Center in Geneva. Contact us if you have any questions.

Your Raffle Basket co-chairs,  
Nancy Gambrel  
[gambrels@comcast.net](mailto:gambrels@comcast.net)  
(630) 584-3959

Marcia Cameron  
[mec515@sbcglobal.net](mailto:mec515@sbcglobal.net)  
(847) 742-2963



## ESSENTIALS TO SAY TO A LOVED ONE

This list of Essentials is suggested by hospice and some psychologists as what to say to a loved one who is dying. They are good to say to your loved ones at any time, but they may offer you peace and closure when you are with someone close to you in the final days. I learned about these first from a quilt by Marni Goldschlag in the "I Remember Mama" exhibit at the Houston Quilt Festival

several years ago. I was so taken by the powerful message that I stood in front of Marni's quilt and memorized the list. I have since found the list online and added a couple of other "essentials" that were important to me.

I offer the list here because some members requested it after I talked about the death of my mother from complications from Alzheimers at the last meeting, when Ami Simms talked about her project to raise money to fund Alzheimer's research. I included the list from hospice as well as a few more Essentials I've gleaned from other sources or experience.

**Please forgive me.** (You don't have to go into a detailed confessional here. It can be a general statement that is humbling and opens up the heart.)

**I forgive you.** (Again, you don't have to be detailed, but it's a freeing and very generous gift.)

**Thank you.** (This can be conversational. It isn't as threatening as the first two, if you do want to go into detail.)

**I will always remember you.** (Everyone wants to leave a legacy or a lasting memory. Confirm that.)

**I love you.**

**God be with you.**

**Good-bye.** (This is the hardest one.)

I said all these things to my mother shortly before she died as a kind of Last Rites ceremony for the two of us. If you have a tissue handy, I'll share that after I said, "I love you," I heard my mother's last words, "I love you, too." I cried. Then, after saying, "Good-bye," it was awkward, as it was time to leave, and I had difficulty pulling myself away. What to say next? I'm a faithful Christian, so I added, "I'll see you later."

Barb Vlack

**EXECUTIVE BOARD  
2009-10**

President	Gail Myers
Program VP	Lynn Murphy* Susan Jensen*
Evening VP	Susie Wing
Morning VP	Ginny Wright
Treasurer	Joanne Sattler
Secretary	Liz Fitzgerald
Newsletter	Jennifer Neuman* Mary Winegar*
Education	Deb Figved (PM) Gail Maggio (AM)
Membership	Liz Coleman Diana Knight
Contracts	Susan Jensen* Jenn Garlitz* Mary Stewart* Susan Strasser*
Nominations	Marty Jacobsen
Public Relations	Jan Sharpless* Susan Carr*
Activities	Caron Carlson
Library	Kathy Kocunik
Bee Keeper	Teresa Kasch
Charity Projects	Claire Erickson

\*indicates co-chair

\*\*\*\*\*

**CALENDAR OF EVENTS**

(Check the body of the newsletter for more details.)

**October meetings**

**Evening Guild, Mon., Oct. 26, 7:00 pm**  
Bethlehem Lutheran Church  
**Morning Guild, Tues., Oct. 27, 9:30 am**  
Bethlehem Lutheran Church

**November meetings**

**Board meeting, Tues., Nov. 3, 7:00 pm**  
Bethlehem Lutheran Church  
**Evening Guild, Mon., Nov. 23, 7:00 pm**  
Bethlehem Lutheran Church  
**Morning Guild, Tues., Nov. 24, 9:30 am**  
Bethlehem Lutheran Church


\*\*\*\*\*

**ADVERTISING RATES**

1/8 page \$10/issue (business card size)  
1/4 page \$20/issue  
1/2 page \$40/issue

Above rates apply to a single issue. A purchase of the same-size ad for a year (11 issues) earns a 10% discount. Ads accepted only for quilting or quilt-related subjects and must be prepaid. Deadline for ads (getting copy or camera-ready artwork to the Editor) is the first of the month in which you wish the ad to appear. Call or email the Editor if you have any questions.

**Prairie Star Press Subscription Only Rate:** Non-members of PSQG wishing a subscription to the **Prairie Star Press** may subscribe for \$15/year (11 issues). Make check payable to PSQG and send to PSQG, P.O. Box 1460, St. Charles, IL 60174-1460. PSQG trades complimentary issues of the **Prairie Star Press** with other guilds upon request.



Prairie Star Quilters Guild  
P.O. Box 1460  
St. Charles, IL 60174-1460

**FIRST CLASS MAIL**

**Dated Material**